


APPAREL SIZES



UNISEX COTTON HOODIE

Product measurements

This size guide shows product measurements taken when products are laid flat. Actual product measurements may vary by up to 1" because they're custom-made by hand.



A - 1/2 chest width

B - Length

C - Sleeve length

Find your size

Size chart

Inches	Centimeters		
SIZE LABEL	A	B	C
2XS	18 ½	26 ⅛	21 ⅝
XS	19 ¼	26 ⅛	22
S	20 ⅛	26 ¾	22 ½
M	20 ⅞	27 ½	22 ⅞
L	22 ⅝	28 ⅛	23 ⅝
XL	24 ⅛	28 ¾	24 ¾
2XL	25 ¾	29 ⅛	25
3XL	27	29 ½	25 ⅝
4XL	28 ¾	31 ⅛	26 ⅛
5XL	29 ⅞	32 ⅛	26 ⅝
6XL	31 ¾	33 ¼	26 ¾

ALL OVER PRINT UNISEX COTTON HOODIE SWEATSHIRT

Product measurements

This size guide shows product measurements taken when products are laid flat. Actual product measurements may vary by up to 1" because they're custom-made by hand.



A 1/2 chest width

B length

C sleeve length

Find your size

Size chart

Inches

Centimeters

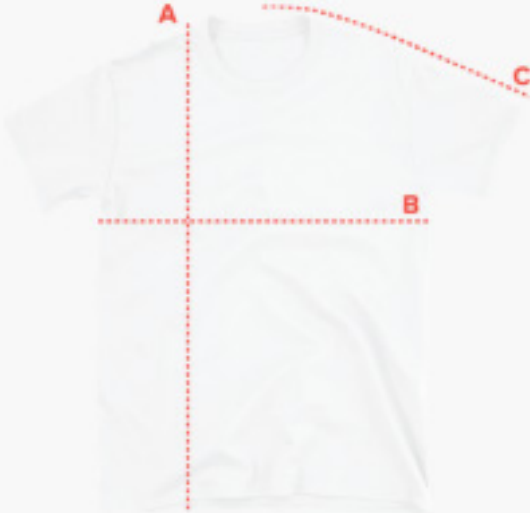
SIZE LABEL	A	B	C
2XS	18 1/2	25 5/8	21 5/8
XS	19 1/4	25 3/4	21 5/8
S	20 1/8	26 3/8	22 1/4
M	20 7/8	27	22 7/8
L	22 1/2	27 1/2	23 3/8
XL	24	28 1/8	23 5/8
2XL	25 5/8	28 3/4	23 7/8
3XL	27 1/8	29 3/8	24
4XL	28 3/4	30 1/2	24 1/4
5XL	30 1/4	31 3/4	24 3/8
6XL	31 7/8	32 7/8	24 5/8

GILDEN SOFTSTYLE 64000 UNISEX TEE

Product measurements

Measurements are provided by suppliers. Product measurements may vary by up to 2" (5 cm).

Pro tip! Measure one of your products at home and compare with the measurements you see in this guide.



A Length

Place the end of the tape beside the collar at the top of the tee (Highest Point Shoulder). Pull the tape measure to the bottom of the shirt.

B Width

Place the end of the tape at the seam under the sleeve and pull the tape measure across the shirt to the seam under the opposite sleeve.

C Sleeve length

Place the end of the tape at the center back of the collar, then pull the tape measure along the top seam of the sleeve. When you get to the shoulder hold the tape in place at the shoulder and continue to pull down the sleeve until you reach the hem of the sleeve.

Find your size

Size chart

Inches

Centimeters

SIZE LABEL	LENGTH	WIDTH	SLEEVE LENGTH
S	28	18	16 ¾
M	29	20	17 ⅞
L	30	22	19 ½
XL	31	24	20 ¾
2XL	32	26	21 ⅝
3XL	33	28	22 ¾

Product measurements may vary by up to 2" (5 cm).

MENS BOX HOODIE

Product measurements

Measurements are provided by suppliers. Product measurements may vary by up to 2" (5 cm).

Pro tip! Measure one of your products at home and compare with the measurements you see in this guide.



A Length

Place the end of a measuring tape beside the collar at the top of the garment (high point shoulder). Pull the tape to the bottom of the item.

B Width

Place the end of a measuring tape at one side of the chest area and pull the tape across to the other side of the product.

C Sleeve length

Place the end of a measuring tape at the center back of the collar, then pull the tape along the top seam of the sleeve. When you get to the shoulder hold the tape in place at the shoulder and continue to pull down the sleeve until you reach the hem of the sleeve.

Find your size

Size chart

Inches

Centimeters

SIZE LABEL	LENGTH	WIDTH	SLEEVE LENGTH
S	28	20 ½	25 ¾
M	30	22 ½	25 ¾
L	30	24 ½	25 ¾
XL	31	26 ½	25 ¾
2XL	32	27 ½	26 ¼
3XL	33	28 ½	26 ¾


Product measurements may vary by up to 2" (5 cm).

PREMIUM MENS HEAVYWEIGHT TEE

Product measurements

Measurements are provided by our suppliers. Product measurements may vary by up to 2" (5 cm).

Pro tip! Measure one of your products at home and compare with the measurements you see in this guide.



A Length

Place the end of the tape beside the collar at the top of the tee (Highest Point Shoulder). Pull the tape measure to the bottom of the shirt.

B Width

Place the end of the tape at the seam under the sleeve and pull the tape measure across the shirt to the seam under the opposite sleeve.

Find your size

Size chart

Inches

Centimeters

SIZE LABEL	LENGTH	WIDTH
S	29 ½	18
M	30 ½	20
L	31 ½	22
XL	32 ½	24
2XL	33 ½	26
3XL	34 ½	28
4XL	35 ½	30

Product measurements may vary by up to 2" (5 cm).


UNISEX PREMIUM COTTON HOODIE HERITAGE M2580

Product measurements

Measurements are provided by suppliers.

This hoodie runs small. For the perfect fit, we recommend ordering one size larger than your usual size.

Pro tip! Measure one of your products at home and compare with the measurements you see in this guide.



A Length

Place the end of a measuring tape beside the collar at the top of the garment (high point shoulder). Pull the tape to the bottom of the item.

B Width

Place the end of a measuring tape at one side of the chest area and pull the tape across to the other side of the product.

Find your size

Size chart			^
Inches	Centimeters		
SIZE LABEL	LENGTH	WIDTH	
S	27	20	
M	28	21	
L	29	23	
XL	30	25	
2XL	31	26 1/2	
3XL	32	28	

Product measurements may vary by up to 2" (5 cm).

YOGA LEGGINGS

Product measurements

This size guide shows product measurements taken when products are laid flat. Actual product measurements may vary by up to 1" because they're custom-made by hand.



A 1/2 waist width

B Inseam length

C front rise

Find your size

Size chart



Inches

Centimeters

SIZE LABEL	A	B	C
XS	9 7/8	27 1/8	9 7/8
S	10 5/8	27 1/2	10 1/4
M	11 3/8	28	10 5/8
L	12 5/8	28 3/4	11 3/8
XL	13 3/4	29 1/2	12 1/4

UNISEX COTTON HOODIE SOLID

Product measurements

This size guide shows product measurements taken when products are laid flat. Actual product measurements may vary by up to 1" because they're custom-made by hand.



- A - 1/2 chest width
- B - Length
- C - Sleeve length

Find your size

Size chart					
Inches		Centimeters			
SIZE LABEL		A	B	C	
2XS		18 1/2	26 1/8	21 5/8	
XS		19 1/4	26 1/8	22	
S		20 1/8	26 3/4	22 1/2	
M		20 7/8	27 1/2	22 7/8	
L		22 5/8	28 1/8	23 5/8	
XL		24 1/8	28 3/4	24 3/8	
2XL		25 3/4	29 1/8	25	
3XL		27	29 1/2	25 5/8	
4XL		28 3/8	31 1/8	26 1/8	
5XL		29 7/8	32 1/8	26 5/8	
6XL		31 3/4	33 1/4	26 3/4	